



## Teerthankar Education Society's, Dr. Shivajirao Kadam College of Pharmacy, Kasabe Digraj, Sangli

### Feedback Analysis

Title : Student feedback on Academic Performance

Academic Year : 2021-22

Class : SEM VIII [ B. Pharmacy ]

Details : Activity

Total number of response(s) : 53 / 53

Question	Please give your opinion regarding content completeness by faculty.			
Answer	Value	No. of response(s)	Response value	Response %
Excellent	5	22	110	41.51
Very good	4	31	124	46.79
Good	3	0	0	0.00
Satisfactory	2	0	0	0.00
Poor	1	0	0	0.00
Performance				88.30
Final Attainment				2.65



Question	Organization and quality of Faculty teaching.			
Answer	Value	No. of response(s)	Response value	Response %
Excellent	5	27	135	50.94
Very good	4	24	96	36.23
Good	3	2	6	2.26
Satisfactory	2	0	0	0.00
Poor	1	0	0	0.00
Performance				89.43
Final Attainment				2.68



Question Organization of seminars/workshops/expert lectures/add-on courses/field visits/projects on regular basis by teachers to fulfil gap between industry and academia.

Answer	Value	No. of response(s)	Response value	Response %
Excellent	5	28	140	52.83
Very good	4	23	92	34.72
Good	3	2	6	2.26
Average	2	0	0	0.00
Poor	1	0	0	0.00
Performance				89.81
Final Attainment				2.69



Question Smooth conduction of internal exam and end semester exam periodically for student's continuous evaluation.

Answer	Value	No. of response(s)	Response value	Response %
Excellent	5	39	195	73.68
Very good	4	10	40	15.09
Good	3	4	12	4.53
Average	2	0	0	0.00
Poor	1	0	0	0.00
Performance				93.21
Final Attainment				2.80



Question	Completion of syllabus within stipulated time			
Answer	Value	No. of response(s)	Response value	Response %
Excellent	5	19	95	35.85
Very good	4	31	124	46.79
Good	3	3	9	3.40
Average	2	0	0	0.00
Poor	1	0	0	0.00
Performance				86.04
Final Attainment				2.58

Question	Transparency of students results and attendance record and it's display on notice board			
Answer	Value	No. of response(s)	Response value	Response %
Excellent	5	25	125	47.17
Very good	4	26	104	39.25
Good	3	2	6	2.26
Average	2	0	0	0.00
Poor	1	0	0	0.00
Performance				88.68
Final Attainment				2.66



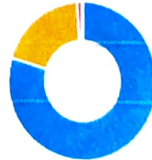
Question	Co and extra curricular activities conducted in college gives good opportunities for students to explore themselves			
Answer	Value	No. of response(s)	Response value	Response %
Excellent	5	32	160	60.38
Very good	4	19	76	28.68
Good	3	2	6	2.26
Average	2	0	0	0.00
Poor	1	0	0	0.00
Performance				91.32
Final Attainment				2.74



Question	Mentoring of students by teachers on regular basis and motivate them to focus on studies, co and extra curiculum activities			
Answer	Value	No. of response(s)	Response value	Response %
Excellent	5	42	210	79.25
Very good	4	11	44	16.60
Good	3	0	0	0.00
Average	2	0	0	0.00
Poor	1	0	0	0.00
Performance				95.85
Final Attainment				2.88



Question	Are the faculty members knowledgeable, punctual, approachable, and supportive inside and outside the class?			
Answer	Value	No. of response(s)	Response value	Response %
Excellent	5	40	200	75.47
Very good	4	12	48	18.11
Good	3	1	3	1.13
Average	2	0	0	0.00
Poor	1	0	0	0.00
Performance				94.72
Final Attainment				2.84



Question	Methods and techniques of teaching used by faculty facilitate effective learning?			
Answer	Value	No. of response(s)	Response value	Response %
Excellent	5	22	110	41.51
Very good	4	31	124	46.79
Good	3	0	0	0.00
Average	2	0	0	0.00
Poor	1	0	0	0.00
Performance				88.30
Final Attainment				2.65

Question	Level of student satisfaction towards support system provided by faculty			
Answer	Value	No. of response(s)	Response value	Response %
Excellent	5	25	125	47.17
Very good	4	26	104	39.25
Good	3	2	6	2.26
Average	2	0	0	0.00
Poor	1	0	0	0.00
Performance				88.68
Final Attainment				2.66

**NOTE:**

- Response Value = (Value \* No. of Responses)
- Response % = (Response Value / (Max Value \* No. of Responses))

**Questionwise Attainment**

Activity Number	Attainment
1	2.65
2	2.68
3	2.69
4	2.80
5	2.58
6	2.66
7	2.74
8	2.88
9	2.84
10	2.65
11	2.66

**Program outcome and question mapping**

AO	PO 1	PO 2	PO 3	PO 4	PO 5	PO 6	PO 7	PO 8	PO 9	PO 10	PO 11
AO1											
AO2	3	1	2	3	1	1	2	3	1		3
AO3	3	3	3	3	3	3	3	3	3	3	3
AO4	3	3	1		1		3	2		2	3
AO5	3	3	1	3	1		1	1			3
AO6	1	3	1	1	1	1	2	3	1		3
AO7	3	3	1	1	2	2	2	3	3	2	3
AO8	2	1	1	1	1	1	1		2	1	3
AO9	3	2	1		1			2			3
AO10	3	2		3			1	1			3
AO11	1	1			1			2			2
Average	2.50	2.18	1.33	2.14	1.60	1.00	1.78	2.30	2.00	2.00	2.91



## Program outcome attainment

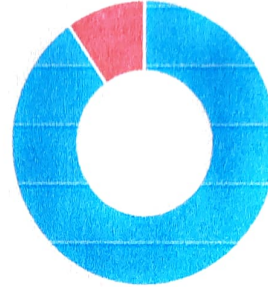
AO	AO Attainment	PO 1	PO 2	PO 3	PO 4	PO 5	PO 6	PO 7	PO 8	PO 9	PO 10	PO 11
AO1	2.65											
AO2	2.68	2.68	0.89	1.79	2.68	0.89	0.89	1.79	2.68	0.89		2.68
AO3	2.69	2.69	2.69	2.69	2.69	2.69	2.69	2.69	2.69	2.69	2.69	2.69
AO4	2.80	2.80	2.80	0.93		0.93		2.80	1.86		1.86	2.80
AO5	2.58	2.58	2.58	0.86	2.58	0.86		0.86	0.86			2.58
AO6	2.66	0.89	2.66	0.89	0.89	0.89	0.89	1.77	2.66	0.89		2.66
Average	2.71	2.27	1.99	1.25	1.91	1.21	1.45	1.70	2.01	1.83	1.84	2.63



Program outcome attainment

AO	AO Attainment	PO 1	PO 2	PO 3	PO 4	PO 5	PO 6	PO 7	PO 8	PO 9	PO 10	PO 11
AO7	2.74	2.74	2.74	0.91	0.91	1.83	1.83	1.83	2.74	2.74	1.83	2.74
AO8	2.88	1.92	0.96	0.96	0.96	0.96	0.96	0.96		1.92	0.96	2.88
AO9	2.84	2.84	1.89	0.95		0.95			1.89			2.84
AO10	2.65	2.65	1.77		2.65			0.89	0.89			2.65
AO11	2.66	0.89	0.89			0.89			1.77			1.77
Average	2.71	2.27	1.99	1.25	1.91	1.21	1.45	1.70	2.01	1.83	1.84	2.63

Achieved Scope for improvement



Achieved 90.39 | Scope for improvement 9.61

**IQAC Co-ordinator**

Dr. Shivajirao Kadam College of Pharmacy  
Kasabe Digraj, Sangli.



**PRINCIPAL,**  
Dr. Shivajirao Kadam  
College of Pharmacy  
Kasabe-Digraj, Sangli.



## Teerthankar Education Society's, Dr. Shivajirao Kadam College of Pharmacy, Kasabe Digraj, Sangli

### Feedback Analysis

**Title :** Student Feedback on Ambience of College

**Academic Year :** 2021-22

**Class :** SEM VIII [ B. Pharmacy ]

**Details :** Activity

Total number of response(s) : 53 / 53

Question	Adequacy of equipments/ instruments/ computers to meet student requirements.			
Answer	Value	No. of response(s)	Response value	Response %
Excellent	5	14	70	26.42
Very good	4	39	156	58.87
Good	3	0	0	0.00
Average	2	0	0	0.00
Poor	1	0	0	0.00
Performance				85.28
Final Attainment				2.56



Question	Cleanliness and neatness in classrooms and labs that enables quality learning			
Answer	Value	No. of response(s)	Response value	Response %
Excellent	5	22	110	41.51
Very good	4	31	124	46.79
Good	3	0	0	0.00
Average	2	0	0	0.00
Poor	1	0	0	0.00
Performance				88.30
Final Attainment				2.65



Question	Availability of reference books, text books, journals and additional books in the library for effective learning.			
Answer	Value	No. of response(s)	Response value	Response %
Excellent	5	27	135	50.94
Very good	4	25	100	37.74
Good	3	1	3	1.13
Average	2	0	0	0.00
Poor	1	0	0	0.00
Performance				89.81
Final Attainment				2.69



Question	Availability of additional resources like e-books, e- journals in the digital library			
Answer	Value	No. of response(s)	Response value	Response %
Excellent	5	46	230	86.70
Very good	4	3	12	4.63
Good	3	4	12	4.63
Average	2	0	0	0.00
Poor	1	0	0	0.00
Performance				95.85
Final Attainment				2.88



Question	Availability of high speed internet facility in the campus			
Answer	Value	No. of response(s)	Response value	Response %
Excellent	5	13	65	24.53
Very good	4	35	140	52.83
Good	3	5	15	5.68
Average	2	0	0	0.00
Poor	1	0	0	0.00
Performance				83.02
Final Attainment				2.49

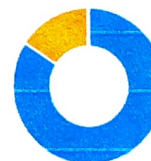
Question	Hygiene, cleanliness and maintenance of toilets and washrooms			
Answer	Value	No. of response(s)	Response value	Response %
Excellent	5	24	120	45.28
Very good	4	28	112	42.28
Good	3	1	3	1.13
Average	2	0	0	0.00
Poor	1	0	0	0.00
Performance				88.68
Final Attainment				2.66



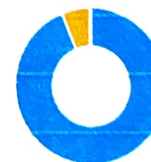
Question	Adequacy of canteen or dining space in the college			
Answer	Value	No. of response(s)	Response value	Response %
Excellent	5	25	130	49.06
Very good	4	25	100	37.74
Good	3	2	6	2.26
Average	2	0	0	0.00
Poor	1	0	0	0.00
Performance				89.06
Final Attainment				2.67



Question	Availability of good transport facility for students			
Answer	Value	No. of response(s)	Response value	Response %
Excellent	5	43	215	81.13
Very good	4	10	40	15.09
Good	3	0	0	0.00
Average	2	0	0	0.00
Poor	1	0	0	0.00
Performance				96.23
Final Attainment				2.89



Question	Is campus green, plastic free and eco-friendly?			
Answer	Value	No. of response(s)	Response value	Response %
Excellent	5	49	245	92.45
Very good	4	4	16	6.04
Good	3	0	0	0.00
Average	2	0	0	0.00
Poor	1	0	0	0.00
Performance				98.49
Final Attainment				2.95



Question	Are the classrooms, laboratories, libraries, and other facilities well-maintained and conducive to learning?			
Answer	Value	No. of response(s)	Response value	Response %
Excellent	5	18	90	33.96
Very good	4	35	140	52.83
Good	3	0	0	0.00
Average	2	0	0	0.00
Poor	1	0	0	0.00
Performance				86.79
Final Attainment				2.60



NOTE:

- Response Value = (Value \* No. of Responses)
- Response % = (Response Value / (Max Value \* No. of Responses))

Questionwise Attainment

Activity Number	Attainment
1	2.56
2	2.65
3	2.69
4	2.88
5	2.49
6	2.66
7	2.67
8	2.89
9	2.95
10	2.60

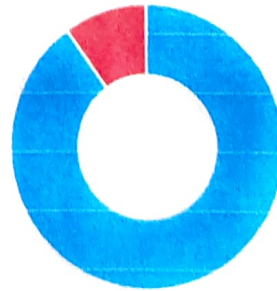
Program outcome and question mapping

AO	PO 1	PO 2	PO 3	PO 4	PO 5	PO 6	PO 7	PO 8	PO 9	PO 10	PO 11
AO1		2	2	3	2	2	1	1		1	3
AO2	1	2	1		2	2	1	2		3	3
AO3	3	3	2	3	1	1	1	1			3
AO4	3	3	2	3	1	2	1	2		3	3
AO5	1	2		3			1	2		1	3
AO6										3	
AO7										3	
AO8								1			
AO9										3	
AO10		2								3	2
Average	2.00	2.29	1.60	3.00	1.80	1.75	1.00	1.71		2.50	2.86

Program outcome attainment

AO	AO Attainment	PO 1	PO 2	PO 3	PO 4	PO 5	PO 6	PO 7	PO 8	PO 9	PO 10	PO 11
AO1	2.56		1.71	1.71	2.56	1.71	1.71	0.85	0.85		0.85	2.56
AO2	2.65	0.88	1.77	0.88		1.77	1.77	0.88	1.77		2.65	2.65
AO3	2.69	2.69	2.69	1.80	2.69	0.90	0.90	0.90	0.90			2.69
AO4	2.88	2.88	2.88	1.92	2.88	0.96	1.92	0.96	1.92		2.88	2.88
AO5	2.49	0.83	1.66		2.49			0.83	1.66		0.83	2.49
AO6	2.66										2.66	
AO7	2.67										2.67	
AO8	2.89							0.96				
AO9	2.95										2.95	
AO10	2.60		1.74								2.60	1.74
Average	2.70	1.82	2.07	1.68	2.65	1.33	1.57	0.88	1.34		2.26	2.50

Achieved Scope for improvement



Achieved 90.15 | Scope for Improvement 9.85



**Dr. Shivajirao Kadam College of Pharmacy**  
Kasabe Digraj, Sangli.

**PRINCIPAL,**  
Dr. Shivajirao Kadam  
College of Pharmacy  
Kasabe-Digraj, Sangli.





## Teerthankar Education Society's, Dr. Shivajirao Kadam College of Pharmacy, Kasabe Digraj, Sangli

### Feedback Analysis

**Title :** Teachers feedback on Academic Performance

**Academic Year :** 2021-22

**Class :** B. Pharmacy

**Details :** Activity

Total number of response(s) : 27

**Question** Teachers blend additional certification and skill development programs for students, to learn new skills, for employability and life long learning

Answer	Value	No. of response(s)	Response value	Response %
Excellent	5	6	30	22.22
Very good	4	20	80	74.07
Good	3	1	3	3.70
Average	2	0	0	0.00
Poor	1	0	0	0.00
<b>Performance</b>				<b>83.70</b>
<b>Final Attainment</b>				<b>2.51</b>



**Question** Mentoring given by teachers to the students on regular basis offering counselling or mentoring services for students excellence and to overcome students personal and learning issues

Answer	Value	No. of response(s)	Response value	Response %
Excellent	5	10	50	37.04
Very good	4	14	56	51.85
Good	3	3	9	11.11
Average	2	0	0	0.00
Poor	1	0	0	0.00
<b>Performance</b>				<b>85.19</b>
<b>Final Attainment</b>				<b>2.56</b>



**Question** Academics co and extra curricular activities, facilities and ambience of college contributes to shape the character of students in terms of values, ethics, self learning and creative attitudes

Answer	Value	No. of response(s)	Response value	Response %
Excellent	5	11	55	40.74
Very good	4	15	60	55.56
Good	3	1	3	3.70
Average	2	0	0	0.00
Poor	1	0	0	0.00
<b>Performance</b>				<b>87.41</b>
<b>Final Attainment</b>				<b>2.62</b>



**Question** College promotes research and related activities, research publications etc. through faculty motivation.

Answer	Value	No. of response(s)	Response value	Response %
Excellent	5	20	100	74.07
Very good	4	4	16	14.81
Good	3	3	9	11.11
Average	2	0	0	0.00
Poor	1	0	0	0.00
<b>Performance</b>				<b>92.69</b>
<b>Final Attainment</b>				<b>2.78</b>



Question Academics and co and extra curricular activities conducted by college shape the character of students in terms of values, ethics, self learning and creative attitudes

Answer	Value	No. of response(s)	Response value	Response %
Excellent	5	3	15	11.11
Very good	4	19	76	70.37
Good	3	5	15	18.52
Average	2	0	0	0.00
Poor	1	0	0	0.00
Performance				78.52
Final Attainment				2.36



Question Teachers academic performance play important role in moulding their students

Answer	Value	No. of response(s)	Response value	Response %
Excellent	5	7	35	25.93
Very good	4	20	80	74.07
Good	3	0	0	0.00
Average	2	0	0	0.00
Poor	1	0	0	0.00
Performance				85.19
Final Attainment				2.56



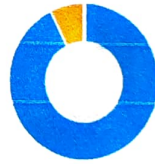
Question Overall support provided by college during teachers academic performance

Answer	Value	No. of response(s)	Response value	Response %
Excellent	5	23	115	85.19
Very good	4	4	16	14.81
Good	3	0	0	0.00
Average	2	0	0	0.00
Poor	1	0	0	0.00
Performance				97.04
Final Attainment				2.91



Question Teachers play important role in maintaining academic discipline and class control

Answer	Value	No. of response(s)	Response value	Response %
Excellent	5	25	125	92.59
Very good	4	2	8	7.41
Good	3	0	0	0.00
Average	2	0	0	0.00
Poor	1	0	0	0.00
Performance				98.52
Final Attainment				2.96



Question Student mentoring and counselling plays crucial role in developing responsible and professional personalities amongst students.

Answer	Value	No. of response(s)	Response value	Response %
Excellent	5	3	15	11.11
Very good	4	19	76	70.37
Good	3	5	15	18.52
Average	2	0	0	0.00
Poor	1	0	0	0.00
Performance				78.52
Final Attainment				2.36



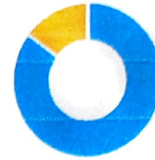
Question Rate the possibility of timely coverage of syllabus in the mentioned number of hours

Answer	Value	No. of response(s)	Response value	Response %
Excellent	5	7	35	25.93
Very good	4	20	80	74.07
Good	3	0	0	0.00
Average	2	0	0	0.00
Poor	1	0	0	0.00
Performance				85.19
Final Attainment				2.56



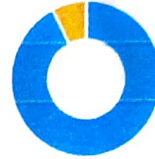
Question: Syllabus is sufficient to bridge the gap between industry and academia

Answer	Value	No. of response(s)	Response value	Response %
Excellent	5	23	115	85.19
Very good	4	4	16	14.81
Good	3	0	0	0.00
Average	2	0	0	0.00
Poor	1	0	0	0.00
Performance				97.04
Final Attainment				2.91



Question: The curriculum having the potential of developing the habit of self learning amongst the students

Answer	Value	No. of response(s)	Response value	Response %
Excellent	5	25	125	92.59
Very good	4	2	8	7.41
Good	3	0	0	0.00
Average	2	0	0	0.00
Poor	1	0	0	0.00
Performance				98.52
Final Attainment				2.96



**Questionwise Attainment**

Activity Number	Attainment
1	2.51
2	2.56
3	2.62
4	2.78
5	2.36
6	2.56
7	2.91
8	2.96
9	2.36
10	2.56
11	2.91
12	2.96

**Program outcome and question mapping**

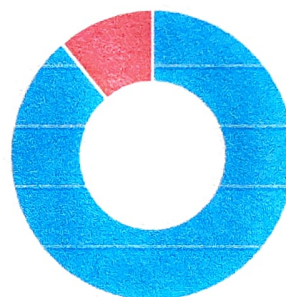
AO	PO 1	PO 2	PO 3	PO 4	PO 5	PO 6	PO 7	PO 8	PO 9	PO 10	PO 11
AO1	3	2		2	1	1		1	1		3
AO2	1	1	2		1			2			3
AO3	3	2	1	2	1	1		1			3
AO4	3	1	1	1		1	1	1			3
AO5	3	1	1	2	1	2	1	1	2	1	3
AO6	3	1	1		2	2	1	3	1	1	3
AO7		1	1	1	1		2	2			3
AO8		1	1		3	2	2	3			3
AO9		1	1		1	2	2	3			3
AO10	3	1	1	3			1	1			3
AO11	1	1	1								2
AO12	1	1	1								3
Average	2.40	1.17	1.09	1.83	1.38	1.57	1.43	1.80	1.33	1.00	2.92



Program outcome attainment

AO	AO Attainment	PO 1	PO 2	PO 3	PO 4	PO 5	PO 6	PO 7	PO 8	PO 9	PO 10	PO 11
AO1	2.51	2.51	1.07		1.07	0.84	0.84		0.84	0.84		2.51
AO2	2.56	0.85	0.85	1.70		0.85			1.70			2.56
AO3	2.62	2.62	1.75	0.87	1.75	0.87	0.87		0.87			2.62
AO4	2.78	2.78	0.93	0.93	0.93		0.93	0.93	0.93			2.78
AO5	2.36	2.36	0.79	0.79	1.57	0.79	1.57	0.79	0.79	1.57	0.79	2.36
AO6	2.56	2.56	0.85	0.85		1.70	1.70	0.85	2.56	0.85	0.85	2.56
AO7	2.91		0.97	0.97	0.07	0.07		1.94	1.94			2.91
AO8	2.96		0.99	0.99		2.96	1.97	1.97	2.96			2.96
AO9	2.36		0.79	0.79		0.79	1.57	1.57	2.36			2.36
AO10	2.56	2.56	0.85	0.85	2.56			0.85	0.85			2.56
AO11	2.91		0.97	0.97								2.91
AO12	2.96		0.99	0.99								2.96
Average	2.67	2.02	1.03	0.97	1.57	1.22	1.35	1.27	1.58	1.09	0.82	2.59

Achieved Scope for improvement



*Signature*  
**PRINCIPAL,**  
 Dr. Shivajirao Kadam  
 College of Pharmacy  
 Kasabe-Digraj, Sangli.

*Signature*  
**IQAC Co-ordinator**  
 Dr. Shivajirao Kadam College of Pharmacy  
 Kasabe Digraj, Sangli.



## Teerthankar Education Society's, Dr. Shivajirao Kadam College of Pharmacy, Kasabe Digraj, Sangli

### Feedback Analysis

**Title :** Teachers Feedback on Ambience of College

**Academic Year :** 2021-22

**Class :** B. Pharmacy

**Details :** Activity

Total number of response(s) : 26

Question	Teachers are facilitated with ICT tools like laptops, LCD projectors, smart boards, wireless internet etc.			
Answer	Value	No. of response(s)	Response value	Response %
Excellent	5	10	50	38.46
Very good	4	16	64	61.54
Good	3	0	0	0.00
Average	2	0	0	0.00
Poor	1	0	0	0.00
Performance				87.69
Final Attainment				2.63



Question	College has enabled online information system for access to students, parents, faculty and others for up to date access for information.			
Answer	Value	No. of response(s)	Response value	Response %
Excellent	5	14	70	53.85
Very good	4	11	44	42.31
Good	3	1	3	3.85
Average	2	0	0	0.00
Poor	1	0	0	0.00
Performance				90.00
Final Attainment				2.70



Question	Campus is green, clean, plastic free and neat always; well maintained			
Answer	Value	No. of response(s)	Response value	Response %
Excellent	5	21	105	80.77
Very good	4	0	0	0.00
Good	3	5	15	19.23
Average	2	0	0	0.00
Poor	1	0	0	0.00
Performance				92.31
Final Attainment				2.77



Question	Inclusive infrastructure meeting the needs of faculty members			
Answer	Value	No. of response(s)	Response value	Response %
Excellent	5	12	60	23.08
Very good	4	38	152	73.08
Good	3	2	6	3.85
Average	2	0	0	0.00
Poor	1	0	0	0.00
Performance				83.86
Final Attainment				2.62



Question College campus environment promotes healthy interactions between students, teachers and stakeholders

Answer	Value	No. of response(s)	Response value	Response %
Excellent	5	0	0	0.00
Very good	4	0	0	0.00
Good	3	0	0	0.00
Average	2	0	0	0.00
Poor	1	0	0	0.00
Performance				0
Final Attainment				0.00

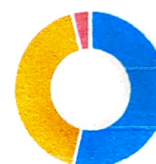
Question canteen, dining space and transport facilities are adequate and good

Answer	Value	No. of response(s)	Response value	Response %
Excellent	5	5	25	19.23
Very good	4	13	52	50.00
Good	3	8	24	30.77
Average	2	0	0	0.00
Poor	1	0	0	0.00
Performance				77.69
Final Attainment				2.33



Question Library facilities having enormous number of books, e-books, e-journals etc. for self learning and research.

Answer	Value	No. of response(s)	Response value	Response %
Excellent	5	14	70	53.85
Very good	4	11	44	42.31
Good	3	1	3	3.85
Average	2	0	0	0.00
Poor	1	0	0	0.00
Performance				90.00
Final Attainment				2.70



Question Classrooms and laboratory ambience are good for effective instructional delivery and practice.

Answer	Value	No. of response(s)	Response value	Response %
Excellent	5	21	105	80.77
Very good	4	0	0	0.00
Good	3	5	15	19.23
Average	2	0	0	0.00
Poor	1	0	0	0.00
Performance				92.31
Final Attainment				2.77



**Questionwise Attainment**

Activity Number	Attainment
1	2.63
2	2.70
3	2.77
4	2.62
5	0.00
6	2.33
7	2.70
8	2.77



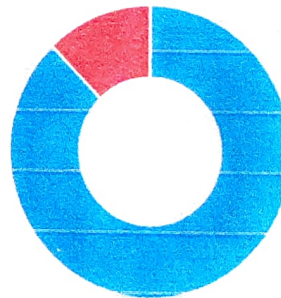
**Program outcome and question mapping**

AO	PO 1	PO 2	PO 3	PO 4	PO 5	PO 6	PO 7	PO 8	PO 9	PO 10	PO 11
AO1		2	1	3							3
AO2		1	1	3						2	3
AO3		1								3	2
AO4		1	1					1	1	1	2
AO5		1	1		2	1	1	1			2
AO6		1	1				1	1	2	3	
AO7	3	1	1	3				1			3
AO8		1	1							1	3
Average	3.00	1.13	1.00	3.00	2.00	1.00	1.00	1.00	1.50	2.00	2.63

**Program outcome attainment**

AO	AO Attainment	PO 1	PO 2	PO 3	PO 4	PO 5	PO 6	PO 7	PO 8	PO 9	PO 10	PO 11
AO1	2.63		1.75	0.88	2.63							2.63
AO2	2.70		0.90	0.90	2.70						1.80	2.70
AO3	2.77		0.82								2.77	1.85
AO4	2.52		0.84	0.84					0.84	0.84	0.84	1.68
AO5	0.00		0.00	0.00		0.00	0.00	0.00	0.00			0.00
AO6	2.33		0.78	0.78				0.78	0.78	1.55	2.33	
AO7	2.70	2.70	0.90	0.90	2.70				0.90			2.70
AO8	2.77		0.92	0.92							0.92	2.77
Average	2.30	2.70	0.88	0.75	2.68	0.00	0.00	0.39	0.63	1.20	1.73	2.05

Achieved Scope for improvement



*[Signature]*  
**IQAC Co-ordinator**  
 Dr. Shivajirao Kadam College of Pharmacy  
 Kasabe Digraj, Sangli.

*[Signature]*  
**PRINCIPAL,**  
 Dr. Shivajirao Kadam  
 College of Pharmacy  
 Kasabe-Digraj, Sangli.



## Teerthankar Education Society's, Dr. Shivajirao Kadam College of Pharmacy, Kasabe Digraj, Sangli

### Feedback Analysis

Title : alumni feedback


Academic Year : 2021-22

Class : SEM VIII [ B. Pharmacy ]

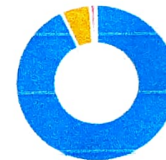
Details : Activity

Total number of response(s) : 56 / 56


Question	Do you feel proud to be associated with SKCP as Alumni?			
Answer	Value	No. of response(s)	Response value	Response %
Excellent	5	56	280	100.00
Very good	4	0	0	0.00
Good	3	0	0	0.00
Poor	2	0	0	0.00
Very poor	1	0	0	0.00
Performance				100.00
Final Attainment				3.00



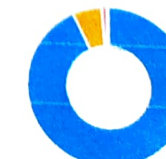

Question	Are you satisfied for the activities organized by the college for your overall development?			
Answer	Value	No. of response(s)	Response value	Response %
Excellent	5	51	255	91.07
Very Good	4	4	16	5.71
Good	3	1	3	1.07
Poor	2	0	0	0.00
Very poor	1	0	0	0.00
Performance				97.86
Final Attainment				2.94



Question	Rate your recommendation to your relative/friends to enroll at SKCP?			
Answer	Value	No. of response(s)	Response value	Response %
Excellent	5	54	270	96.43
Very good	4	2	8	2.86
Good	3	0	0	0.00
Poor	2	0	0	0.00
Very Poor	1	0	0	0.00
Performance				99.29
Final Attainment				2.98



Question	Are you willing to contribute to the development of the college?			
Answer	Value	No. of response(s)	Response value	Response %
Excellent	5	55	275	98.21
Very Good	4	1	4	1.43
Good	3	0	0	0.00
Poor	2	0	0	0.00
Very poor	1	0	0	0.00
Performance				99.64
Final Attainment				2.99





Question	How do you rate student teacher relationship in SKCP as a whole?			
Answer	Value	No. of response(s)	Response value	Response %
Excellent	5	51	255	91.07
Very good	4	4	16	5.71
Good	3	1	3	1.07
Poor	2	0	0	0.00
Very Poor	1	0	0	0.00
Performance				97.86
Final Attainment				2.94

Question	How do you rate the academic initiatives taken by the college to bridge the gap between industry & academia?			
Answer	Value	No. of response(s)	Response value	Response %
Excellent	5	38	190	67.86
Very good	4	14	56	20.00
Good	3	4	12	4.29
Poor	2	0	0	0.00
Very good	1	0	0	0.00
Performance				92.14
Final Attainment				2.76



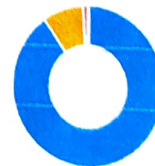
Question	Is knowledge gained in SKCP relevant in your present job?			
Answer	Value	No. of response(s)	Response value	Response %
Excellent	5	36	180	64.29
Very good	4	14	56	20.00
Good	3	6	18	6.43
Poor	2	0	0	0.00
Very poor	1	0	0	0.00
Performance				90.71
Final Attainment				2.72




Question	Rate the cooperation of faculty members of SKCP for academic support and overall development?			
Answer	Value	No. of response(s)	Response value	Response %
Excellent	5	54	270	96.43
Very good	4	2	8	2.86
Good	3	0	0	0.00
Poor	2	0	0	0.00
Very Poor	1	0	0	0.00
Performance				99.29
Final Attainment				2.98



Question	Rate the adequate knowledge gained during your course of study?			
Answer	Value	No. of response(s)	Response value	Response %
Excellent	5	49	245	87.60
Very good	4	6	24	8.67
Good	3	1	3	1.07
Poor	2	0	0	0.00
very Poor	1	0	0	0.00
Performance				97.14
Final Attainment				2.91

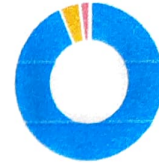


Question	Have you availed career counseling and guidance for higher studies from T&P Cell?			
Answer	Value	No. of response(s)	Response value	Response %
Excellent	5	41	205	73.21
Very good	4	15	60	21.43
Good	3	0	0	0.00
Poor	2	0	0	0.00
Very poor	1	0	0	0.00
Performance				94.64
Final Attainment				2.84



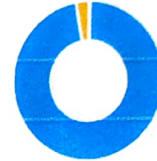
Question If you are invited to deliver a guest lecture/ a special talk / a motivational session for your juniors, will you be interested?

Answer	Value	No. of response(s)	Response value	Response %
Excellent	5	51	255	91.07
Very good	4	3	12	4.29
Good	3	2	6	2.14
Poor	2	0	0	0.00
Very poor	1	0	0	0.00
Performance				97.50
Final Attainment				2.92



Question Do you receive regular updates from the college through Mails/ Calls/ SMS / Face book etc?

Answer	Value	No. of response(s)	Response value	Response %
Excellent	5	54	270	96.43
Very good	4	2	8	2.86
Good	3	0	0	0.00
Poor	2	0	0	0.00
Very poor	1	0	0	0.00
Performance				99.29
Final Attainment				2.98



**NOTE:**

- Response Value = (Value \* No.of Responses)
- Response % = (Response Value / (Max Value \* No.of Responses))

**Questionwise Attainment**

Activity Number	Attainment
1	3.00
2	2.94
3	2.98
4	2.99
5	2.94
6	2.76
7	2.72
8	2.98
9	2.91
10	2.84
11	2.92
12	2.98

**Program outcome and question mapping**

AO	PO 1	PO 2	PO 3	PO 4	PO 5	PO 6	PO 7	PO 8	PO 9	PO 10	PO 11
AO1	3	3	2	2	3	3	2	2	3	3	2
AO2	3	1	2	3	3	2	2	1	2	3	3
AO3	3	3	2	3	3	3	2	1	2	3	3
AO4	3	3	2	3	3	2	2	2	3	3	2
AO5	3	3	2					3			3
AO6	3	3			2	2	3		2		3
AO7			3		2			3		3	3
AO8	3	2	3	3	2	1	2	2	2	3	3
AO9		3	2	2	2	3	3	2	1	2	3
AO10	3	2	3	3	3	2	2	3	2	1	2
AO11	3	2	2	3	3	2	1	2	3	3	3
AO12	3	2	2	2	1	2	3	2	3	3	2
Average	3.00	2.45	2.27	2.67	2.45	2.20	2.20	2.00	2.30	2.70	2.67



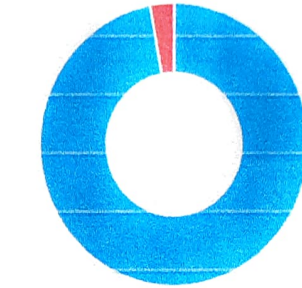
Program outcome attainment		PO 1	PO 2	PO 3	PO 4	PO 5	PO 6	PO 7	PO 8	PO 9	PO 10	PO 11
AO	AO Attainment											
AO1	3.00	3.00	3.00	2.00	2.00	3.00	3.00	2.00	2.00	3.00	3.00	2.00
AO2	2.94	2.94	0.98	1.96	2.94	2.94	1.96	1.96	0.98	1.96	2.94	2.94
Average	2.91	2.83	2.40	2.21	2.62	2.39	2.15	2.14	2.03	2.25	2.64	2.59



**Program outcome attainment**

AO	AO Attainment	PO 1	PO 2	PO 3	PO 4	PO 5	PO 6	PO 7	PO 8	PO 9	PO 10	PO 11
AO3	2.88	2.88	2.88	1.99	2.88	2.88	2.88	1.99	0.99	1.99	2.88	2.88
AO4	2.98	2.99	2.99	1.99	2.99	2.99	1.99	1.99	1.99	2.99	2.99	1.99
AO5	2.94	2.94	2.94	1.99					2.94			2.94
AO6	2.76	2.76	2.76			1.84	1.84	2.76		1.84		2.76
AO7	2.72			2.72		1.81			2.72		2.72	2.72
AO8	2.98	2.98	1.99	2.98	2.98	1.99	0.99	1.99	1.99	1.99	2.98	2.98
AO9	2.91		2.91	1.94	1.94	1.94	2.01	2.01	1.94	0.97	1.94	2.91
AO10	2.84	2.84	1.89	2.84	2.84	2.84	1.89	1.89	2.84	1.89	0.95	1.89
AO11	2.92	2.92	1.95	1.95	2.92	2.92	1.95	0.97	1.95	2.92	2.92	2.92
AO12	2.98	2.98	1.99	1.99	1.99	0.99	1.99	2.98	1.99	2.98	2.98	1.99
Average	2.91	2.93	2.40	2.21	2.62	2.39	2.15	2.14	2.03	2.25	2.64	2.59

Achieved Scope for improvement



Achieved 97.11 | Scope for improvement 2.89



*[Signature]*  
**IQAC Co-ordinator**  
 Dr. Shivajirao Kadam College of Pharmacy  
 Kasabe Digrj, Sangli.

*[Signature]*  
**PRINCIPAL,**  
 Dr. Shivajirao Kadam  
 College of Pharmacy  
 Kasabe-Digrj, Sangli.



## Teerthankar Education Society's, Dr. Shivajirao Kadam College of Pharmacy, Kasabe Digraj, Sangli

### Feedback Analysis

Title : Parent feedback on academics

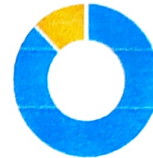
Academic Year : 2021-22

Class : SEM VIII [ B. Pharmacy ]

Total number of response(s) : 56

Question How would you grade the program your child is enrolled in terms of its level of pharmacy ngour?

Answer	Value	No. of response(s)	Response value	Response %
Excellent	5	49	245	87.50
Very good	4	7	28	12.50
Good	3	0	0	0.00
Satisfactory	2	0	0	0.00
Poor	1	0	0	0.00
Performance				97.50
Final Attainment				2.92



Question How would you assess the disciplines included in the semesters in terms of present and future technological features in terms of quality and relevance?

Answer	Value	No. of response(s)	Response value	Response %
Excellent	5	45	225	80.36
Very good	4	9	36	16.07
Good	3	2	6	3.57
Satisfactory	2	0	0	0.00
Poor	1	0	0	0.00
Performance				95.36
Final Attainment				2.86



Question How would you grade the course based on the curriculum's substance and its potential for helping students land jobs or start their own businesses?

Answer	Value	No. of response(s)	Response value	Response %
Excellent	5	47	235	83.93
Very good	4	9	36	16.07
Good	3	0	0	0.00
Satisfactory	2	0	0	0.00
Poor	1	0	0	0.00
Performance				96.79
Final Attainment				2.90



Question How would you rank the academic achievement that your child has attained or is attaining as a result of the course?

Answer	Value	No. of response(s)	Response value	Response %
Excellent	5	31	155	55.36
Very good	4	23	92	41.07
Good	3	2	6	3.57
Satisfactory	2	0	0	0.00
Poor	1	0	0	0.00
Performance				90.36
Final Attainment				2.71



Question: Co and extra curricular activities conducted in college gives good opportunities for students to explore themselves

Answer	Value	No. of response(s)	Response value	Response %
Excellent	5	40	200	71.43
Very good	4	14	56	25.00
Good	3	2	6	3.57
Satisfactory	2	0	0	0.00
Poor	1	0	0	0.00
Performance				93.67
Final Attainment				2.81



Question: Completion of syllabus within stipulated time

Answer	Value	No. of response(s)	Response value	Response %
Excellent	5	49	245	87.50
Very good	4	7	28	12.50
Good	3	0	0	0.00
Satisfactory	2	0	0	0.00
Poor	1	0	0	0.00
Performance				97.50
Final Attainment				2.92



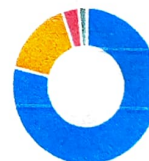
Question: Organization and quality of Faculty teaching.

Answer	Value	No. of response(s)	Response value	Response %
Excellent	5	47	235	83.93
Very good	4	9	36	16.07
Good	3	0	0	0.00
Satisfactory	2	0	0	0.00
Poor	1	0	0	0.00
Performance				96.79
Final Attainment				2.90



Question: Mentoring of students by teachers on regular basis and motivate them to focus on studies, co and extra curriculum activities

Answer	Value	No. of response(s)	Response value	Response %
Excellent	5	44	220	78.57
Very good	4	9	36	16.07
Good	3	2	6	3.57
Satisfactory	2	1	2	1.79
Poor	1	0	0	0.00
Performance				94.29
Final Attainment				2.83



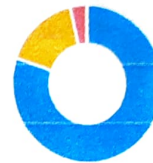
Question: Are the faculty members knowledgeable, punctual, approachable, and supportive inside and outside the class?

Answer	Value	No. of response(s)	Response value	Response %
Excellent	5	31	155	55.36
Very good	4	22	88	39.29
Good	3	2	6	3.57
Satisfactory	2	1	2	1.79
Poor	1	0	0	0.00
Performance				89.64
Final Attainment				2.60

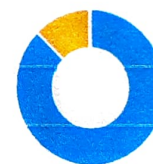


Question	Methods and techniques of teaching used by faculty facilitate effective learning?			
Answer	Value	No. of response(s)	Response value	Response %
Excellent	5	47	235	83.93
Very good	4	9	36	16.07
Good	3	0	0	0.00
Satisfactory	2	0	0	0.00
Poor	1	0	0	0.00
Performance				96.70
Final Attainment				2.90

Question	Utilization of modern teaching aids, web resources, PPTs, e-notes, e-contents by teachers during teaching			
Answer	Value	No. of response(s)	Response value	Response %
Excellence	5	45	225	80.30
Very good	4	9	36	16.07
Good	3	2	6	3.57
Satisfactory	2	0	0	0.00
Poor	1	0	0	0.00
Performance				95.36
Final Attainment				2.86



Question	Level of student satisfaction towards support system provided by faculty			
Answer	Value	No. of response(s)	Response value	Response %
Excellent	5	49	245	87.50
Very good	4	7	28	12.50
Good	3	0	0	0.00
Satisfactory	2	0	0	0.00
Poor	1	0	0	0.00
Performance				97.50
Final Attainment				2.92



Question	The accessibility and availability of the study materials needed to complete the given curriculum			
Answer	Value	No. of response(s)	Response value	Response %
Excellent	5	39	195	69.64
Very good	4	14	56	25.00
Good	3	1	3	1.79
Satisfactory	2	1	2	1.79
Poor	1	1	1	1.79
Performance				91.79
Final Attainment				2.75



**Questionwise Attainment**

Activity Number	Attainment
1	2.92
2	2.86
3	2.90
4	2.71
5	2.81
6	2.92
7	2.90
8	2.83
9	2.60
10	2.90
11	2.86
12	2.92
13	2.75



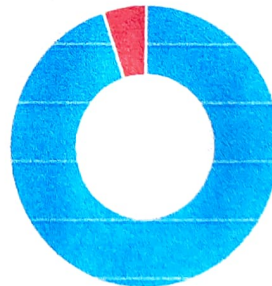
**Program outcome and question mapping**

AO	PO 1	PO 2	PO 3	PO 4	PO 5	PO 6	PO 7	PO 8	PO 9	PO 10	PO 11
AO1	3	2	2	3				1	1	1	3
AO2	3	2	2	2				1	1	1	3
AO3	3	3	3	3				1	2	2	3
AO4	3	3	3	3		1	1	3	3	1	3
AO5	3	2	2	2				1	1	1	3
AO6											
AO7	3	1	1	3	1	1	1	1		3	3
AO8	3	1	2	1		1	1	2	1	3	3
AO9	3	2	1	3	1	1		2		3	3
AO10											
AO11											
AO12											
AO13	1	1	2	3		2	3		2	1	3
Average	2.78	1.89	2.00	2.56	1.00	1.20	1.50	1.50	1.57	1.78	3.00

**Program outcome attainment**

AO	AO Attainment	PO 1	PO 2	PO 3	PO 4	PO 5	PO 6	PO 7	PO 8	PO 9	PO 10	PO 11
AO1	2.90	2.90	1.94	1.94	2.90				0.97	0.97	0.97	2.90
AO2	2.83	2.83	1.89	1.89	1.89				0.94	0.94	0.94	2.83
AO3	2.92	2.92	2.92	2.92	2.92				0.97	1.95	1.95	2.92
AO4	2.81	2.81	2.81	2.81	2.81		0.94	0.94	2.81	2.81	0.94	2.81
AO5	2.69	2.69	1.79	1.79	1.79				0.90	0.90	0.90	2.69
AO6	2.90											
AO7	2.86	2.86	0.95	0.95	2.86	0.95	0.95	0.95	0.95		2.86	2.86
AO8	2.92	2.92	0.97	1.95	0.97		0.97	0.97	1.95	0.97	2.92	2.92
AO9	2.75	2.75	1.84	0.92	2.75	0.92	0.92		1.84		2.75	2.75
AO10	2.71											
AO11	2.90											
AO12	2.86											
AO13	2.92	0.97	0.97	1.95	2.92		1.95	2.92		1.95	0.97	2.92
Average	2.85	2.63	1.79	1.90	2.43	0.94	1.15	1.45	1.42	1.50	1.69	2.85

Achieved Scope for improvement



*[Signature]*  
**IQAC Co-ordinator**  
 Dr. Shivajirao Kadam College of Pharmacy  
 Kasabe Digraj, Sangli.

*[Signature]*  
**PRINCIPAL,**  
 Dr. Shivajirao Kadam  
 College of Pharmacy  
 Kasabe-Digraj, Sangli.





## Teerthankar Education Society's, Dr. Shivajirao Kadam College of Pharmacy, Kasabe Digraj, Sangli

### Feedback Analysis

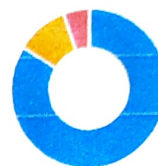
Title : Parent feedback on ambience of the institution

Academic Year : 2021-22

Class : SEM VIII [ B. Pharmacy ]

Total number of response(s) : 56

Question	How would you rank the infrastructure of college?			
Answer	Value	No. of response(s)	Response value	Response %
Excellant	5	47	235	83.03
Very Good	4	6	24	10.71
Good	3	3	9	5.36
Satisfactory	2	0	0	0.00
Poor	1	0	0	0.00
Performance				95.71
Final Attainment				2.87



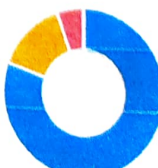
Question	Rate your satisfaction with Grievance committee of college & their mechanism?			
Answer	Value	No. of response(s)	Response value	Response %
Excellant	5	18	90	32.14
Very Good	4	31	124	55.36
Good	3	3	9	5.36
Satisfactory	2	3	6	5.36
Poor	1	1	1	1.79
Performance				82.14
Final Attainment				2.46



Question	Rate accessibility of college's resources for students?			
Answer	Value	No. of response(s)	Response value	Response %
Excellant	5	3	15	5.36
Very good	4	46	184	82.14
Good	3	3	9	5.36
Satisfactory	2	3	6	5.36
Poor	1	1	1	1.79
Performance				76.79
Final Attainment				2.30



Question	Rate the college's security protocols and safety measures?			
Answer	Value	No. of response(s)	Response value	Response %
Excellant	5	21	105	37.50
Very good	4	29	116	51.79
Good	3	4	12	7.14
Satisfactory	2	2	4	3.67
Poor	1	0	0	0.00
Performance				84.84
Final Attainment				2.54



Question	What do you think of the sports activities & Gymkhana of the college?			
Answer	Value	No. of response(s)	Response value	Response %
Excellent	5	45	225	80.36
Very good	4	8	32	14.20
Good	3	3	9	5.30
Satisfactory	2	0	0	0.00
Poor	1	0	0	0.00
Performance				95.00
Final Attainment				2.85

Question	Rate library facility of the college.			
Answer	Value	No. of response(s)	Response value	Response %
Excellent	5	45	225	80.36
Very good	4	11	44	19.64
Good	3	0	0	0.00
Satisfactory	2	0	0	0.00
Poor	1	0	0	0.00
Performance				96.07
Final Attainment				2.88



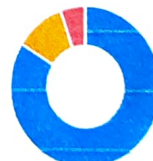
Question	Rate the student mentoring system and counsellors the college offers?			
Answer	Value	No. of response(s)	Response value	Response %
Excellent	5	47	235	83.93
Very good	4	6	24	10.71
Good	3	3	9	5.36
Satisfactory	2	0	0	0.00
Poor	1	0	0	0.00
Performance				95.71
Final Attainment				2.87



Question	How would you characterize the social climate of the college in terms of its diversity and inclusivity?			
Answer	Value	No. of response(s)	Response value	Response %
Excellent	5	18	90	32.14
Very good	4	31	124	55.36
Good	3	3	9	5.36
Satisfactory	2	3	6	5.36
Poor	1	1	1	1.79
Performance				82.14
Final Attainment				2.46



Question	Do you receive regular updates from the college through Mails/ Calls/ SMS / Face book etc?			
Answer	Value	No. of response(s)	Response value	Response %
Excellent	5	47	235	83.93
Very good	4	6	24	10.71
Good	3	3	9	5.36
Satisfactory	2	0	0	0.00
Poor	1	0	0	0.00
Performance				95.71
Final Attainment				2.87



Question	Will you recommend your relative/friends to enroll their child in SKCP?			
Answer	Value	No. of response(s)	Response value	Response %
Excellent	5	18	90	32.14
Very good	4	31	124	55.36
Good	3	3	9	5.36
Satisfactory	2	3	6	5.36
Good	1	1	1	1.79
Performance				82.14
Final Attainment				2.46



Question Availability of additional resources like e-books, e- journals in the digital library

Answer	Value	No. of response(s)	Response value	Response %
Excellent	5	3	15	5.30
Very good	4	46	184	82.14
Good	3	3	9	5.30
Satisfactory	2	3	6	5.30
Poor	1	1	1	1.70
Performance				76.70
Final Attainment				2.30



Question Availability of high speed internet facility in the campus

Answer	Value	No. of response(s)	Response value	Response %
Excellent	5	21	105	37.50
Very Good	4	29	116	51.79
Good	3	4	12	7.14
Satisfactory	2	2	4	3.57
Poor	1	0	0	0.00
Performance				84.64
Final Attainment				2.54



Question Hygiene, cleanliness and maintenance of toilets and washrooms

Answer	Value	No. of response(s)	Response value	Response %
Excellent	5	45	225	80.36
Very good	4	8	32	14.29
Good	3	3	9	5.36
Satisfactory	2	0	0	0.00
Poor	1	0	0	0.00
Performance				95.00
Final Attainment				2.85



Question Adequacy of canteen or dining space in the college

Answer	Value	No. of response(s)	Response value	Response %
Excellent	5	45	225	80.36
Very good	4	11	44	19.64
Good	3	0	0	0.00
Satisfactory	2	0	0	0.00
Poor	1	0	0	0.00
Performance				96.07
Final Attainment				2.88



Question Availability of good transport facility for students

Answer	Value	No. of response(s)	Response value	Response %
Excellent	5	47	235	83.93
Very good	4	6	24	10.71
Good	3	3	9	5.36
Satisfactory	2	0	0	0.00
Poor	1	0	0	0.00
Performance				95.71
Final Attainment				2.87



Question Is campus green, plastic free and eco-friendly?

Answer	Value	No. of response(s)	Response value	Response %
Excellent	5	18	90	32.14
Very good	4	31	124	66.36
Good	3	3	9	5.36
Satisfactory	2	3	6	5.36
Poor	1	1	1	1.70
Performance				82.14
Final Attainment				2.40





Question Are the classrooms, laboratories, libraries, and other facilities well-maintained and conducive to learning?

Answer	Value	No. of response(s)	Response value	Response %
Excellent	5	18	90	32.14
Very good	4	31	124	55.30
Good	3	3	9	5.36
Satisfactory	2	3	6	5.36
Poor	1	1	1	1.79
Performance				82.14
Final Attainment				2.46

**Questionwise Attainment**

Activity Number	Attainment
1	2.87
2	2.46
3	2.30
4	2.54
5	2.85
6	2.88
7	2.87
8	2.46
9	2.87
10	2.46
11	2.30
12	2.54
13	2.85
14	2.88
15	2.87
16	2.46
17	2.46

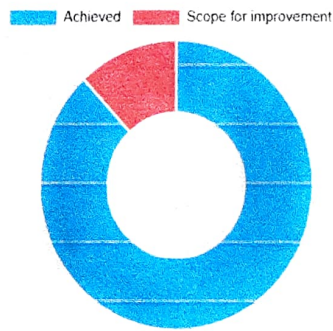
**Program outcome and question mapping**

AO	PO 1	PO 2	PO 3	PO 4	PO 5	PO 6	PO 7	PO 8	PO 9	PO 10	PO 11
AO1	1	2	2	3	1	2	2	1	1	3	2
AO2	1	3	3	2	3	3	3	3	2	1	3
AO3	3	2	2	3	3	3	3	3	2	1	3
AO4	3	1	1	1				1	1	3	3
AO5		1	1		1			1	1		3
AO6	3	2	2	2	1	1				1	3
AO7		2	2		1	1	1	2	1	1	3
AO8		1	1					1	1	1	3
AO9	1	1	1	3						1	3
AO10	3	1	1	1							
AO11	3	1	1	3				1	1	3	3
AO12	1	2	2	3			1	1		3	3
AO13											
AO14		2	2						1	3	3
AO15		2	2		1	1	1		1		3
AO16		2	2	3						3	3
AO17	3	2	2	3				1	1	3	3
Average	2.09	1.69	1.69	2.46	1.67	1.83	1.83	1.50	1.18	2.08	2.94



Program outcome attainment

AO	AO Attainment	PO 1	PO 2	PO 3	PO 4	PO 5	PO 6	PO 7	PO 8	PO 9	PO 10	PO 11
AO1	2.87	0.96	1.91	1.91	2.87	0.96	1.91	1.91	0.96	0.96	2.87	1.91
AO2	2.46	0.82	2.46	2.46	1.64	2.46	2.46	2.46	2.46	1.64	0.82	2.46
AO3	2.30	2.30	1.54	1.54	2.30	2.30	2.30	2.30	2.30	1.54	0.77	2.30
AO4	2.54	2.54	0.85	0.85	0.85				0.85	0.85	2.54	2.54
AO5	2.85		0.95	0.95		0.95			0.95	0.95		2.85
AO6	2.88	2.88	1.92	1.92	1.92	0.96	0.96				0.96	2.88
AO7	2.87		1.91	1.91		0.96	0.96	0.96	1.91	0.96	0.96	2.87
AO8	2.46		0.82	0.82					0.82	0.82	0.82	2.46
AO9	2.87	0.96	0.96	0.96	2.87						0.96	2.87
AO10	2.46	2.46	0.82	0.82	0.82							
AO11	2.30	2.30	0.77	0.77	2.30				0.77	0.77	2.30	2.30
AO12	2.54	0.85	1.68	1.68	2.54			0.85	0.85		2.54	2.54
AO13	2.85											
AO14	2.88		1.92	1.92						0.96	2.88	2.88
AO15	2.87		1.91	1.91		0.96	0.96	0.96		0.96		2.87
AO16	2.46		1.64	1.64	2.46						2.46	2.46
AO17	2.46	2.46	1.64	1.64	2.46				0.82	0.82	2.46	2.46
Average	2.64	1.85	1.48	1.48	2.10	1.36	1.59	1.57	1.27	1.02	1.80	2.58



*[Signature]*  
**IQAC Co-ordinator**  
 Dr. Shivajirao Kadam College of Pharmacy  
 Kasabe Digranj, Sangli.

*[Signature]*  
**PRINCIPAL,**  
 Dr. Shivajirao Kadam  
 College of Pharmacy  
 Kasabe-Digranj, Sangli.



Teerthankar Education Society's  
**Dr. Shivajirao Kadam College of Pharmacy**  
 Baganwat Kasabe Digraj, Tal. Miraj, Dist. Sangli -416305  
 Website: [www.skcp.org.in](http://www.skcp.org.in) E-mail: [skcopharmdeg@gmail.com](mailto:skcopharmdeg@gmail.com)  
 Contact No:-9404398406

### Non-teaching employees feedback analysis 2021-2022

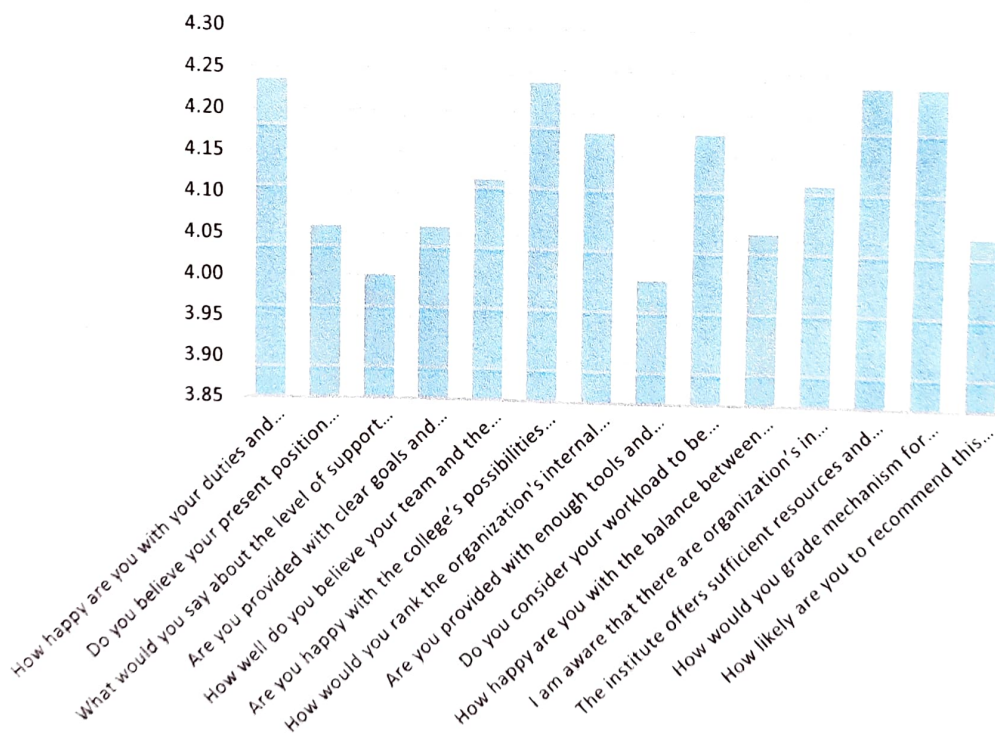
Q. No.	TOTAL NUMBER OF RESPONSES RECEIVED=17	MARKS OBTAINED					TOTAL MARKS	AVERAGE MARKS
		A. Excellent 5M	B. Very Good 4M	C. Good 3M	D. Average 2M	E. Poor 1M		
1	How happy are you with your duties and position right now?	25	44	3	0	0	72	4.24
2	Do you believe your present position successfully makes use of your talents and abilities?	5	64	0	0	0	69	4.06
3	What would you say about the level of support you get from your seniors or colleague?	15	44	9	0	0	68	4.00
4	Are you provided with clear goals and expectations for your work?	5	64	0	0	0	69	4.06
5	How well do you believe your team and the college value and recognize your contributions?	10	60	0	0	0	70	4.12
6	Are you happy with the college's possibilities for advancement and growth?	20	52	0	0	0	72	4.24
7	How would you rank the organization's internal communication, both positively and negatively?	20	48	3	0	0	71	4.18
8	Are you provided with enough tools and resources to carry out your duties well?	5	60	3	0	0	68	4.00
9	Do you consider your workload to be reasonable and manageable?	20	48	3	0	0	71	4.18
10	How happy are you with the balance between work and life provided by the organization?	5	64	0	0	0	69	4.06
11	I am aware that there are organization's in place 'governing bodies for grievance redressal and prevention of women-harassment' to handle complaints and stop harassment of women.	15	52	3	0	0	70	4.12
12	The institute offers sufficient resources and encouragement for engaging in personal development-related activities.	20	52	0	0	0	72	4.24
13	How would you grade mechanism for feedback, review and steps taken by institute for performance enhancement for the employee?	20	52	0	0	0	72	4.24
14	How likely are you to recommend this organization as a place to work?	10	56	3	0	0	69	4.06





Teerthankar Education Society's  
**Dr. Shivajirao Kadam College of Pharmacy**  
 Baganwat Kasabe Digraj, Tal. Miraj, Dist. Sangli -416305  
 Website: [www.skcp.org.in](http://www.skcp.org.in) E-mail: [skcopharmdeg@gmail.com](mailto:skcopharmdeg@gmail.com)  
 Contact No:-9404398406

### Analysis of Employee Feedback about College 2021-22



**IQAC Co-ordinator**  
 Dr. Shivajirao Kadam College of Pharmacy  
 Kasabe Digraj, Sangli.



**PRINCIPAL,**  
 Dr. Shivajirao Kadam  
 College of Pharmacy  
 Kasabe-Digraj, Sangli.